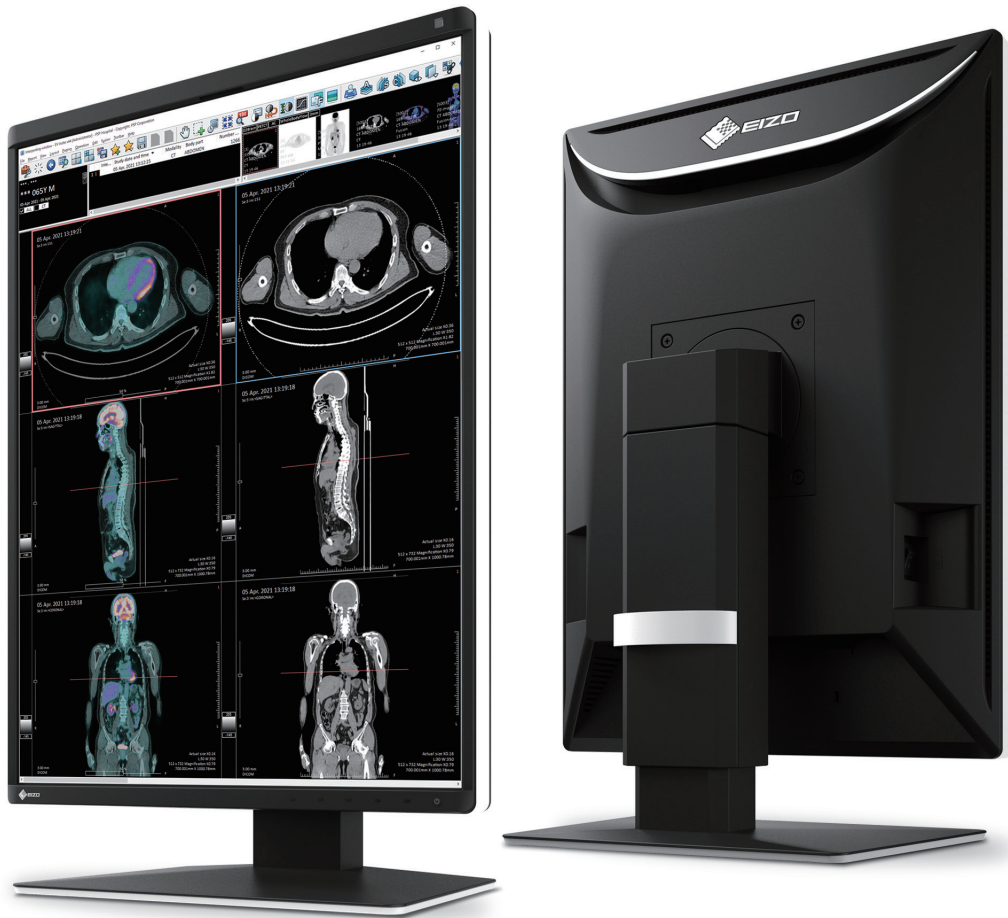




21.3" Color LCD Monitor

RadiForce® RX370

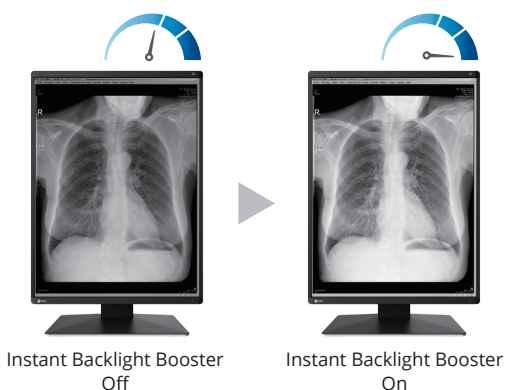


A 3 megapixel high-brightness monitor ideal for accurate display of monochrome and color images.

Boost Images for Easy Viewing

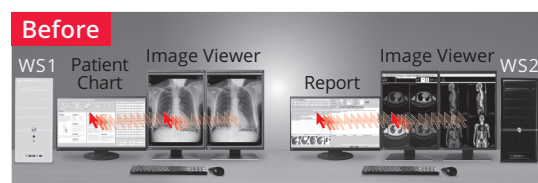
The Instant Backlight Booster function temporarily maxes the brightness of the monitor for quickly making detailed medical images easier to see. A single hotkey allows users to turn the function on for multiple monitors at once so they can easily view more than one screen under the same high-brightness conditions.

DICOM® Part 14 is not supported while Instant Backlight Booster is on.



Barrier-Free Workstyle

With the Switch-and-Go function, you can operate two different workstations at the same time with a single mouse and keyboard. Work across several monitors by moving the cursor from one screen to the other or switch the signals between workstations as needed without having to change your mouse or keyboard each time. This makes it possible to reduce the number of monitors in the workflow and improve work efficiency.



RadiForce® RX370

Display Both Monochrome and Color

The Hybrid Gamma PXL function automatically distinguishes between monochrome and color images pixel by pixel, creating a hybrid display where each pixel has optimum grayscale. As a result, monochrome images such as CR and DR are displayed in the ideal grayscale that corresponds to DICOM Part 14, while color images such as those used in endoscopy, nuclear medicine, 3D rendering, and fusion imaging are faithfully reproduced corresponding to Gamma 2.2. This improves the efficiency of viewing both monochrome and color images together on one screen.

Make the Precise Diagnosis

EIZO carefully measures and sets the grayscale at the factory to ensure each monitor is compliant with DICOM Part 14. Furthermore, at startup or upon wakeup, the EIZO patented drift correction function quickly stabilizes the brightness level and compensates the brightness fluctuations caused by the ambient temperature and the passage of time, allowing medical images to be faithfully reproduced with stable brightness and grayscale.

Achieve Clarity True to the Source Data

A medical monitor needs to be capable of high brightness in order to meet performance standards. However, in order to achieve high brightness in an LCD panel, the pixel aperture ratio has to be increased. This causes a typically unavoidable decline in sharpness. With EIZO's unique Sharpness Recovery technology, the decrease in sharpness (MTF) is restored. This allows you to display an image that is true to the original source data safely on the monitor, even at high brightness levels.

Hassle-Free Multi-Monitor Configuration

Using the DisplayPort connection, you can drive several monitors in a daisy chain sequence. This allows you to configure a multi-monitor setup without the complicated hassle of excessive cabling. *A graphics board that supports daisy chain is necessary.*

Maintain Image Quality Over Time

With the Integrated Front Sensor (IFS) built into the front bezel of the monitor and RadiCS LE software (included), you can easily calibrate to DICOM Part 14 without having to mount, run, and remove an external sensor. *Simple calibration using the monitor backlight sensor is also supported.*

Eye Relief with Gentle Light

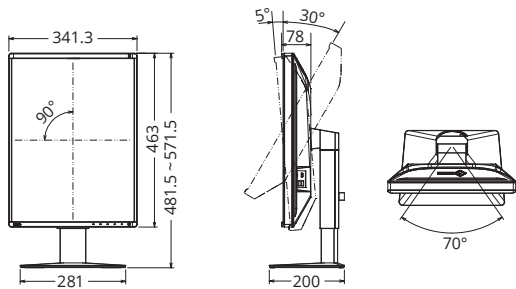
RadiLight is an optional light that attaches to the back of a RadiForce monitor and illuminates the wall behind it. This reduces eye strain for the radiologist viewing a bright monitor in a dark environment, while ensuring there are no reflections on the screen to interfere with reading. It can be attached directly to the monitor without removing the stand and does not take up additional desk space.

Specifications

Model Variations		RX370-BK: Anti-Glare coating, with stand, black RX370-ARBK: Anti-Reflection coating, with stand, black
Panel	Type	Color (IPS)
	Backlight	LED
	Size	21.3" (54.1 cm)
	Native Resolution	1536 x 2048 (3:4 aspect ratio)
	Viewable Image Size (H x V)	324.9 x 433.2 mm
	Pixel Pitch (H x V)	0.2115 x 0.2115 mm
	Display Colors	10-bit (DisplayPort): 1.07 billion from a palette of 543 billion (13-bit) colors 8-bit: 16.77 million from a palette of 543 billion (13-bit) colors
	Viewing Angles (H / V, typical)	178° / 178°
	Brightness (typical)	1100 cd/m ²
	Recommended Brightness for Calibration	500 cd/m ²
Video Signals	Input Terminals	DisplayPort x 2, DVI-D (dual link)
	Output Terminals	DisplayPort (daisy chain)
	Digital Scanning Frequency (H / V)	31 - 127 kHz / 29 - 61.5 Hz
USB	Upstream	USB 2.0: Type-B x 2
	Downstream	USB 2.0: Type-A x 2
	Dedicated Charging Port	USB Type-C® (Power Supply 15 W max.)
Power	Power Input	AC 100 - 240 V: 50 / 60 Hz
	Typical Power Consumption	36 W
	Maximum Power Consumption	105 W
	Power Save Mode	1 W or less
Sensor		Backlight Sensor, Integrated Front Sensor, Ambient Light Sensor
Features & Functions	Brightness Stabilization	Yes
	Digital Uniformity Equalizer	Yes
	Hybrid Gamma PXL	Yes
	Work-and-Flow	Hide-and-Seek, Switch-and-Go, Point-and-Focus, Instant Backlight Booster
	Preset Modes	DICOM, CAL1, CAL2, Custom, sRGB, Text
Physical Specifications	Net Weight	8 kg
	Net Weight (Without Stand)	5.2 kg
	Hole Spacing (VESA Standard)	100 x 100 mm
Certifications & Standards (Please contact EIZO for the latest information)		CB, CE / UKCA (Medical Device), ANSI/AAMI ES60601-1, CAN/CSA-C22.2 No. 60601-1, IEC/EN60601-1, VCCI-B, FCC-B, CAN ICES (B), RCM, RoHS, China RoHS, WEEE, CCC, EAC
FDA		510(k) Clearance for General Radiography*
Dedicated Software	Monitor Quality Control Software RadiCS	Supported
	Signal Cables	DisplayPort (3 m)
Supplied Accessories (May vary by country. Please contact EIZO for details.)	Others	AC power cord (3 m), USB Type-A - USB Type-B cable (3 m), Utility Disk (RadiCS LE, PDF instructions for use, PDF installation manual), instructions for use
Warranty		5 Years

* Display of mammography images for diagnosis is not supported.

Dimensions (Unit: mm)



EIZO Corporation

153 Shimokashiwano, Hakusan, Ishikawa 924-8566 Japan
Phone +81-76-277-6794, Fax +81-76-277-6793

<https://www.eizoglobal.com>

EIZO, the EIZO Logo, RadiForce and RadiCS are registered trademarks of EIZO Corporation in Japan and other countries. RadiLight is trademark of EIZO Corporation. DICOM is the registered trademark of the National Electrical Manufacturers Association for its standards publications relating to digital communications of medical information. VESA is a registered trademark of Video Electronics Standards Association. USB Type-C is a registered trademark of USB Implementers Forum, Inc. All other company names, product names, and logos are trademarks or registered trademarks of their respective companies. Specifications are subject to change without notice.